



APS Healthcare & Maine DHHS
Geographic Variation of Selected
Maine Mental Health &
Substance Abuse Services
7/1/08-12/31/08

December 10, 2009

Purpose of the Report

- Compare the utilization of intensive mental health & substance abuse services in different geographic areas of Maine.
- Use a standardized rate approach to obtain an “apples to apples” understanding of service utilization.
- Provide a starting place from which to refine our understanding of service utilization, access and quality

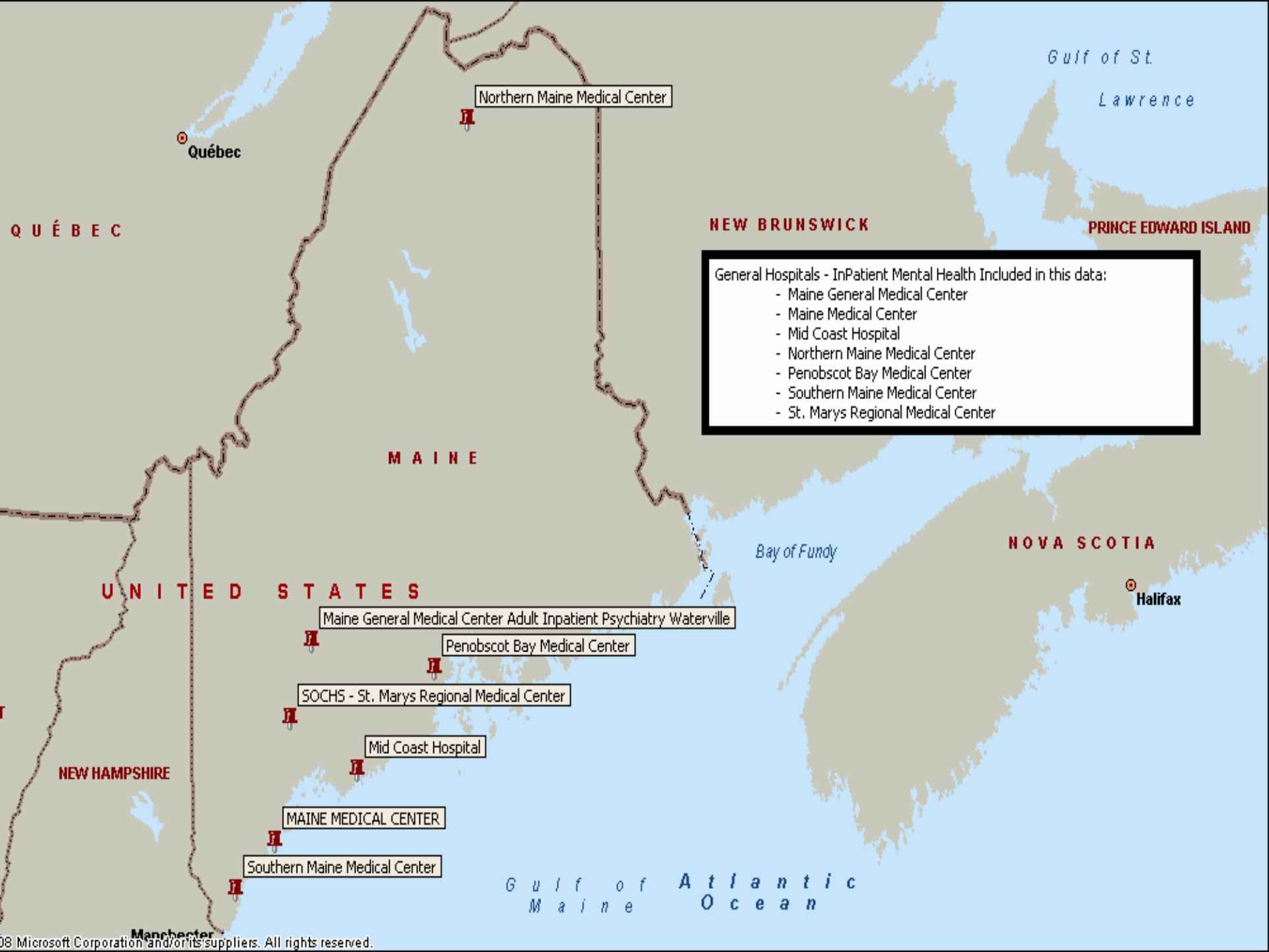
Key Considerations

- Community Service Networks (CSN) are the geographic unit
- CSN Locations are defined by **member residence**
- Date Range of Data is 7/1/2008 to 12/31/2008.
- The data presented includes both child and adult data combined. Child and adult data will be separated in future iterations of this report.
- Rates are reported per 1000 MaineCare Eligible Members located in each of the CSN's.
- The hospital data includes only general hospitals. We recognize the need to include IMD and state hospitals for a more complete population for future iterations.
- This is an introduction of data by geographic location. We welcome your suggestions as we refine this data.

Selected Mental Health & Substance Abuse Services

Rate of Members Receiving Services by CSN:

- General Hospitals; Inpatient Mental Health
- Crisis Stabilization Units; Mental Health
- Inpatient Detoxification
- Residential Treatment (PNMI) Mental Health
- Residential Treatment (PNMI) Substance Abuse



Northern Maine Medical Center

Québec

Gulf of St. Lawrence

QUÉBEC

NEW BRUNSWICK

PRINCE EDWARD ISLAND

General Hospitals - InPatient Mental Health Included in this data:

- Maine General Medical Center
- Maine Medical Center
- Mid Coast Hospital
- Northern Maine Medical Center
- Penobscot Bay Medical Center
- Southern Maine Medical Center
- St. Marys Regional Medical Center

MAINE

UNITED STATES

Maine General Medical Center Adult Inpatient Psychiatry Waterville

Penobscot Bay Medical Center

SOCHS - St. Marys Regional Medical Center

Mid Coast Hospital

MAINE MEDICAL CENTER

Southern Maine Medical Center

Bay of Fundy

NOVA SCOTIA

Halifax

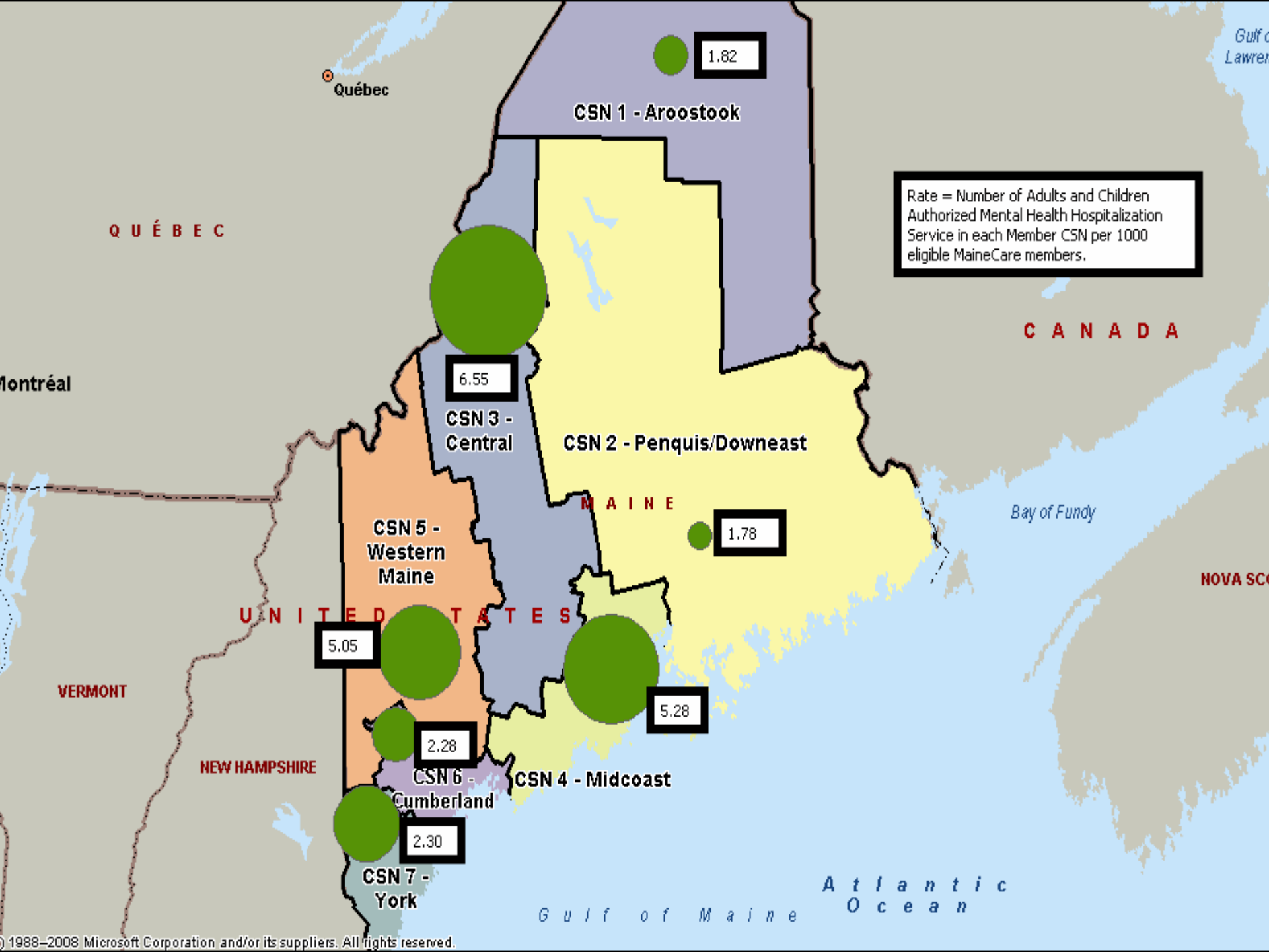
NEW HAMPSHIRE

Gulf of Atlantic Maine Ocean

General-Inpatient Mental Health: Adult & Child

7/1/08-12/31/08

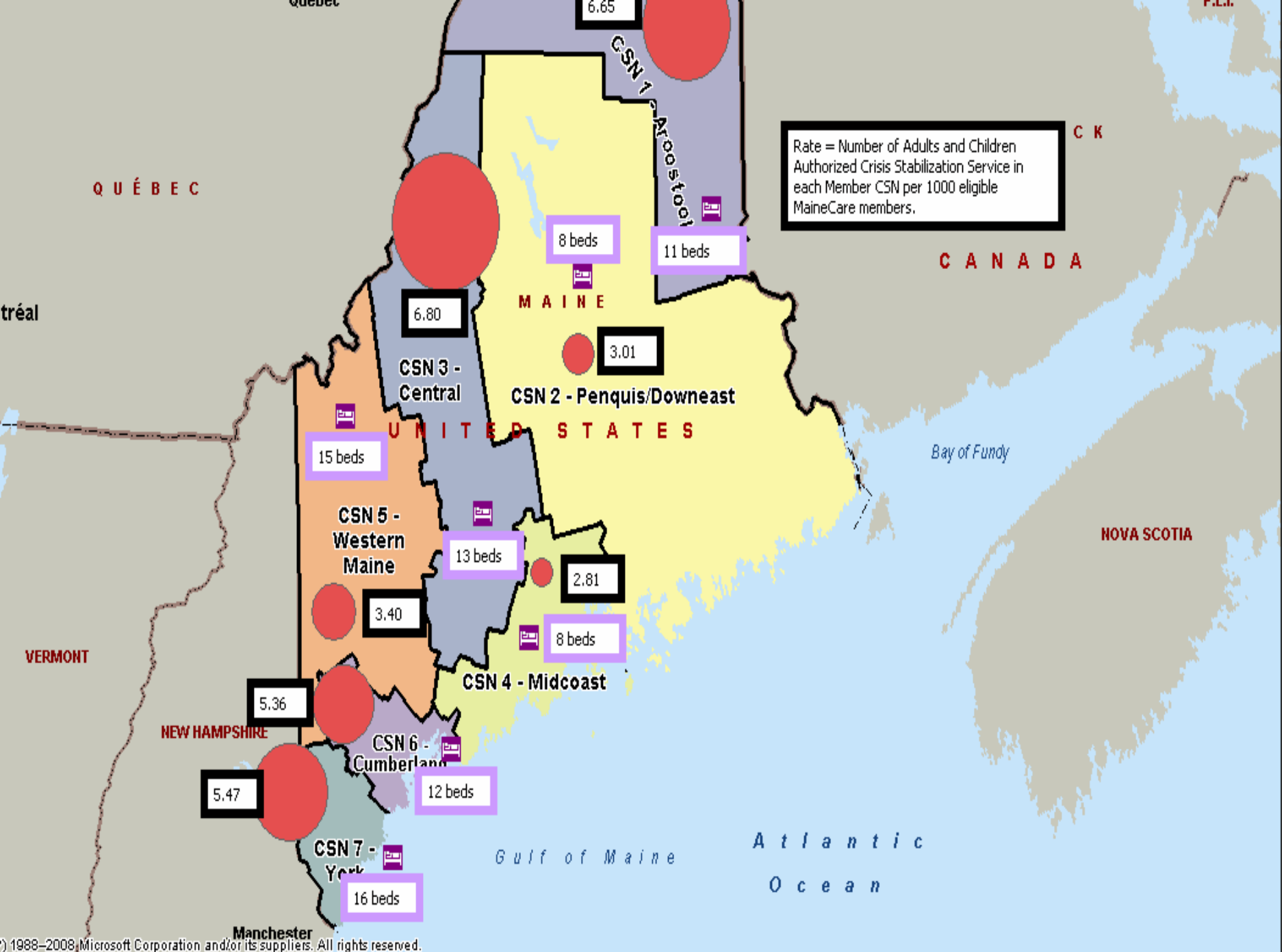
Member Consumer Service Network	Rate per 1000	# Unduplicated Members	MaineCare Eligible Population
CSN 1-Aroostook	1.82	37	20314
CSN 2-Penquis/Downeast	1.78	107	60060
CSN 3-Central	6.51	276	42364
CSN 4- Midcoast	5.28	156	29572
CSN 5- Western Maine	5.05	254	50341
CSN 6-Cumberland	2.28	95	41588
CSN 7-York	2.30	72	31273



Crisis Stabilization Units: Adult & Child

7/1/08-12/31/08

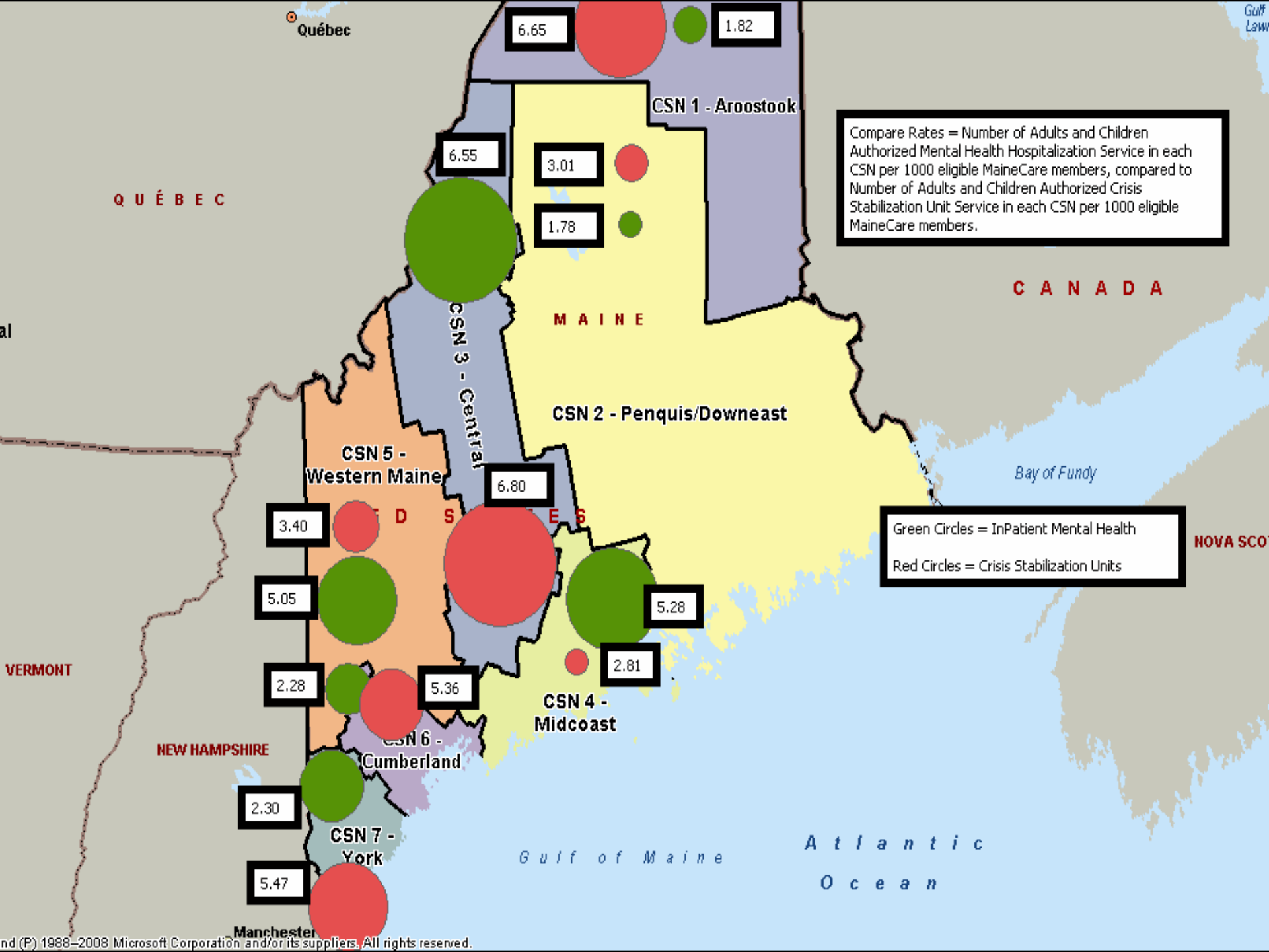
Beds Available Rate per 1000 Eligible Population	# of Beds	Member Consumer Service Network	Authorized Service Rate per 1000 Eligible Population	# Unduplicated Members	MaineCare Eligible Population
0.54	11	CSN 1-Aroostook	6.65	135	20314
0.13	8	CSN 2-Penquis/Downeast	3.01	181	60060
0.30	13	CSN 3-Central	6.80	288	42364
0.27	8	CSN 4- Midcoast	2.81	83	29572
0.30	15	CSN 5- Western Maine	3.40	171	50341
0.29	12	CSN 6-Cumberland	5.36	223	41588
0.51	16	CSN 7-York	5.47	171	31273



Comparison Inpatient Mental Health and Crisis Stabilization Units

7/1/08-12/31/08

Member Consumer Service Network	In Patient Mental Health Rate per 1000 MaineCare Eligible Population	# Unduplicated Members InPatient Mental Health	Crisis Stabilization Unit Mental Health Rate per 1000 MaineCare Eligible Population	# Unduplicated Members Crisis Stabilization Unit Mental Health
CSN 1-Aroostook	1.82	37	6.65	135
CSN 2-Penquis/Downeast	1.78	107	3.01	181
CSN 3-Central	6.51	276	6.8	288
CSN 4- Midcoast	5.28	156	2.81	83
CSN 5- Western Maine	5.05	254	3.4	171
CSN 6-Cumberland	2.28	95	5.36	223
CSN 7-York	2.3	72	5.47	171





Gulf of St. Lawrence

Québec

QUÉBEC

NEW BRUNSWICK

PRINCE

CANADA

Montréal

MAINE

UNITED STATES

NOVA SCOTIA

InPatient Detoxification Facilities:
- Maine General Medical Center
- Mercy Hospital
- Penobscot Bay Medical Center
- St. Marys Regional Medical Center
- Milestone Foundation: though not a hospital, Milestone is a medically maintained PMMI facility per ASAM 3.7

Maine General Medical Center

Penobscot Bay Medical Center

SOCHS - St. Marys Regional Medical Center

Mercy Hospital

Milestone

VERMONT

NEW HAMPSHIRE

Gulf of Maine

Atlantic

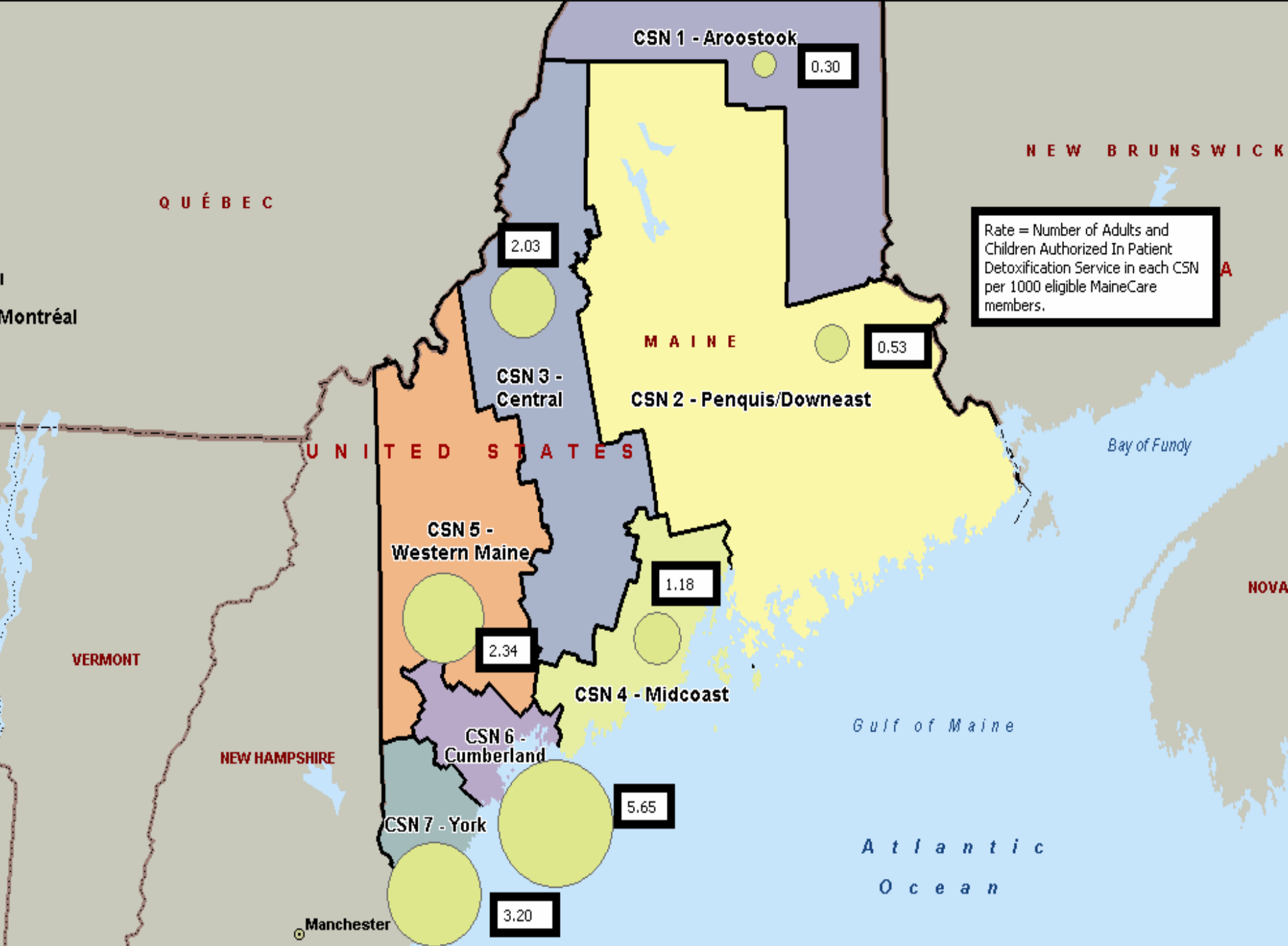
Ocean

Inpatient Detoxification: Adult & Child

7/1/08-12/31/08

Member Consumer Service Network	Rate per 1000	# Unduplicated Members	MaineCare Eligible Population
CSN 1-Aroostook	0.30	6	20314
CSN 2-Penquis/Downeast	0.53	32	60060
CSN 3-Central	2.03	86	42364
CSN 4- Midcoast	1.18	35	29572
CSN 5- Western Maine	2.34	118	50341
CSN 6-Cumberland	5.65	235	41588
CSN 7-York	3.20	100	31273

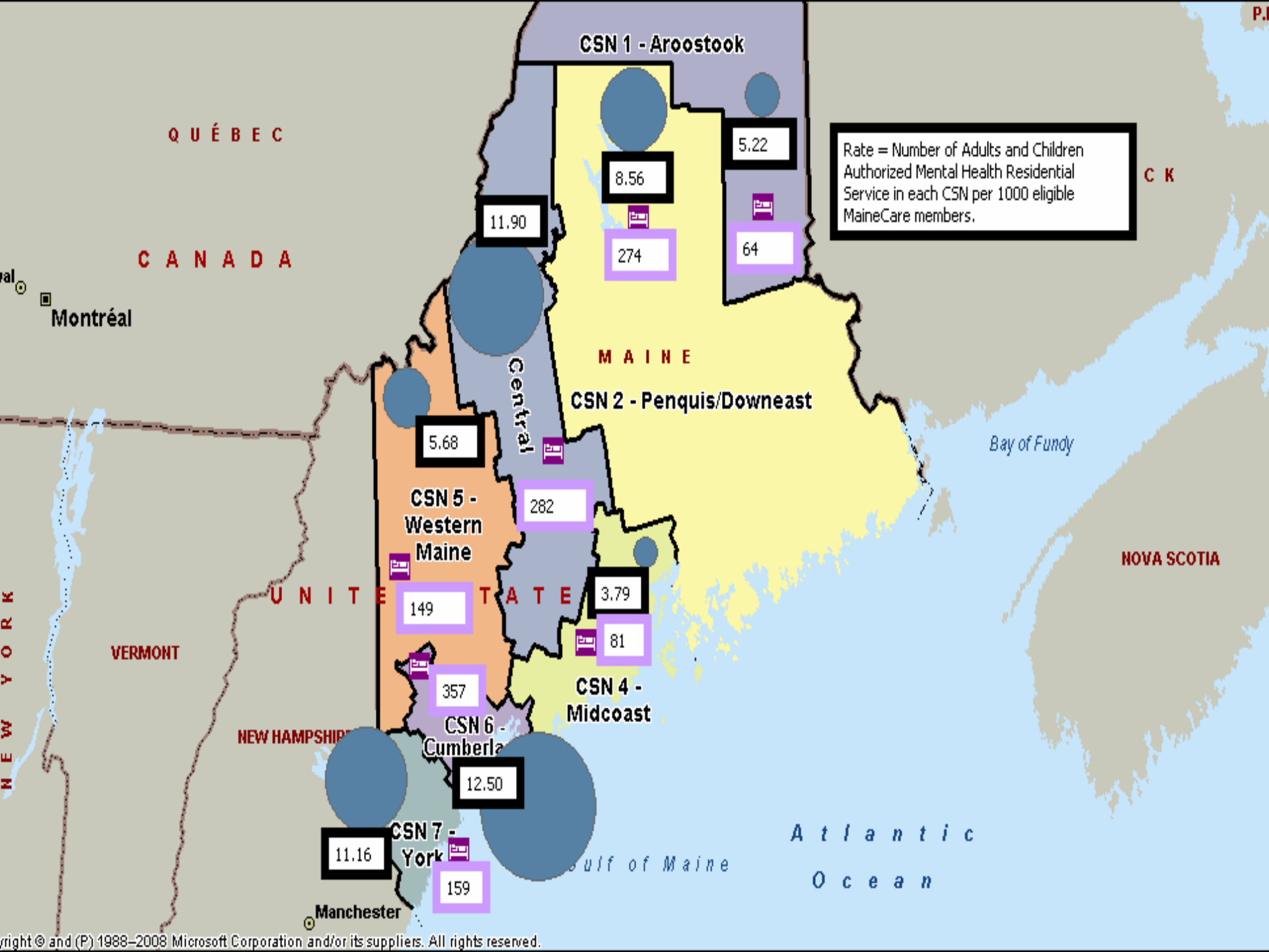
Note: Milestone is included: though not a hospital Milestone is a medically maintained PNMI (ASAM 3.7)



Residential Mental Health: Adult & Child

7/1/08-12/31/08

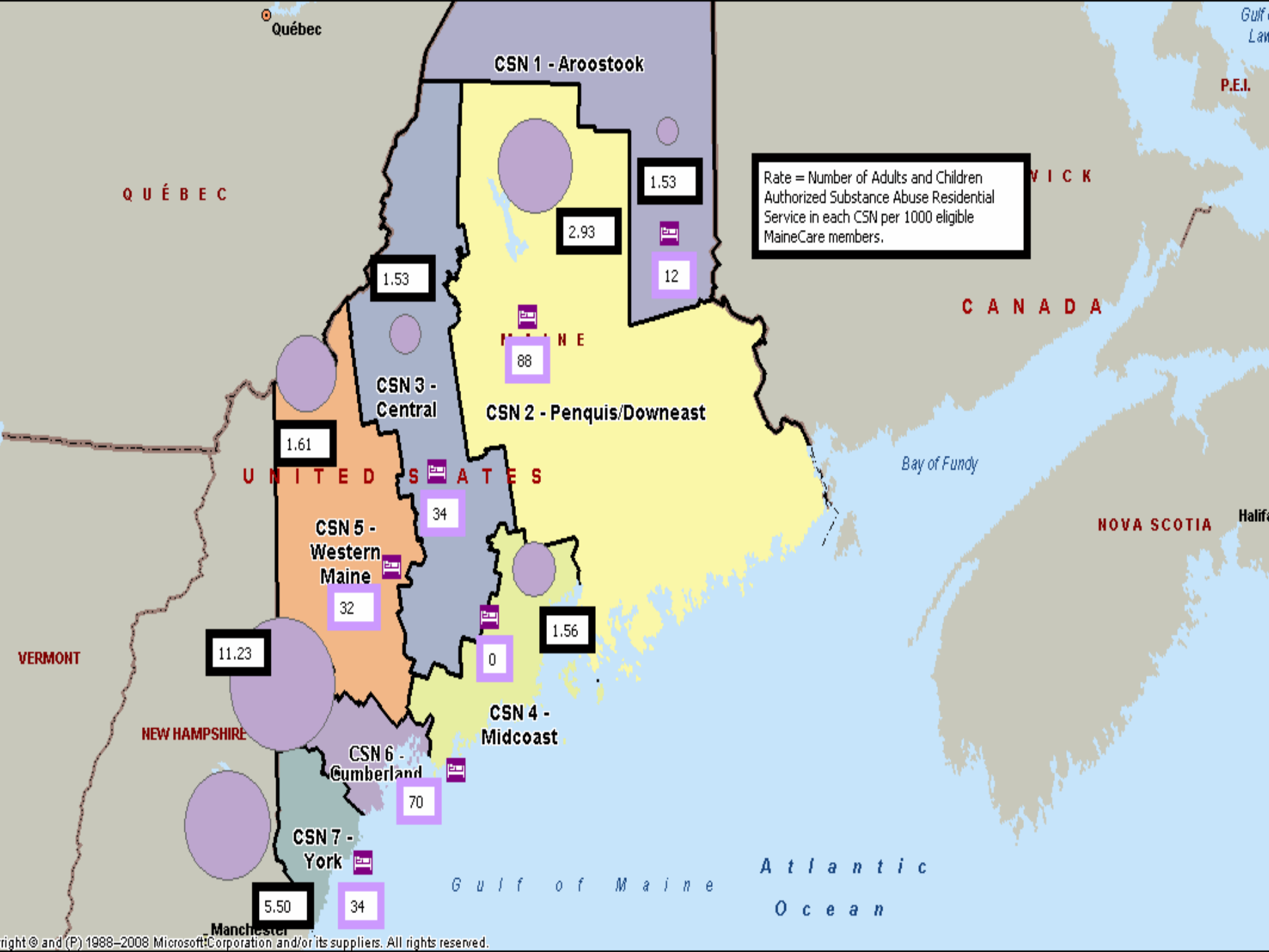
Beds Available Rate per 1000 Eligible Population	# of Beds	Member Consumer Service Network	Authorized Service Rate per 1000 Eligible Population	# Unduplicated Members	MaineCare Eligible Population
3.15	64	CSN 1-Aroostook	5.22	106	20314
4.56	274	CSN 2-Penquis/Downeast	8.56	514	60060
6.66	282	CSN 3-Central	11.90	504	42364
2.74	81	CSN 4- Midcoast	3.79	112	29572
2.96	149	CSN 5- Western Maine	5.68	286	50341
8.58	357	CSN 6-Cumberland	12.50	520	41588
5.08	159	CSN 7-York	11.16	349	31273



Residential Substance Abuse: Adult & Child


7/1/08-12/31/08

Beds Available Rate per 1000 eligible population	# of Beds	Member Consumer Service Network	Authorized Service Rate per 1000 eligible population	# Unduplicated Members	MaineCare Eligible Population
0.60	12	CSN 1-Aroostook	1.53	31	20314
1.47	88	CSN 2-Penquis/Downeast	2.93	176	60060
0.80	34	CSN 3-Central	1.53	65	42364
0.00	0	CSN 4- Midcoast	1.56	46	29572
0.64	32	CSN 5- Western Maine	1.61	81	50341
1.68	70	CSN 6-Cumberland	11.23	467	41588
1.09	34	CSN 7-York	5.50	172	31273



Summary

- Rates of service utilization vary throughout the state and within individual service areas:
 - General Hospital Inpatient Mental Health services are utilized to a lesser extent in far north and far southern areas of the state compared to mid-coast, central, and western Maine.
 - In contrast greater utilization of Crisis Stabilization Units is seen in northern, southern, and central Maine.
 - Inpatient Detoxification services are utilized in Southern Maine up to double the rate of utilization found in the rest of the state.
 - Utilization of Residential Mental Health Services are seen throughout various locations of the state in greater numbers compared to Residential Substance Abuse services with one exception. Cumberland county experiences a SA rate similar to its MH utilization rate (12.50 and 11.23 respectively).
- The next iteration of this study should separate the data for child services and adult services to allow a deeper understanding of service utilization for those populations.



APS Healthcare
600 Sable Oaks Dr, South Portland, ME 04106
1-866-521-0027
www.qualitycareforme.com